


GRP Flameproof Visual Signal - 5 Joule Series FL6S



- > Corrosion resistant lightweight Exd GRP enclosure
- > Extreme temperature range
- > IP66 & IP67
- > Lightweight (3.04 kg)
- > Xenon strobe with light enhancing fresnel lens
- > Flash rate 1 per second
- > Blocking diode for line monitoring
- > Stainless steel lens guard and bracket supplied as standard
- > ATEX & IECEx approval

www.stahl.de



17157E00

Yodalex Super Series

Product Series FL6S is designed to provide a visual alarm which can be used to alert, warn or draw attention to machine malfunction/start up or any number of safety related issues. Corrosion resistance is a key feature of the device which is ideally suited for applications in the harshest of environments both onshore and offshore.

Zone	ATEX IECEx					
	0	1	2	20	21	22
For use in		x	x		x	x

WebCode FL6SA

GRP Flameproof Visual Signal - 5 Joule

Series FL6S



Explosion Protection

Global (IECEX)

Gas and dust | IECEx BAS 14.0064
 IEC 60079-0: 2011 / IEC 60079-1: 2007 / IEC 60079-31: 2013
 Ex d IIB T* Ta -** ... +** °C Gb
 Ex d IIC T* Ta -** ... +** °C Gb
 Ex tb IIIC T*** °C Ta -** ... +** °C Db IP66

Europe (ATEX)

Gas and dust | Baseefa14ATEX0126
 EN 60079-0: 2012 / EN 60079-1: 2007 / EN 60079-31: 2009 (IEC 60079-31: 2013)
 Ⓢ II 2 G Ex d IIB T* Ta -** ... Ta +** °C Gb
 Ⓢ II 2 G Ex d IIC T* Ta -** ... Ta +** °C Gb
 Ⓢ II 2 D Ex tb IIIC T*** °C Ta -** ... +** °C Db IP66

Product variant table

Power and voltage	Temperature class	Max. surface temperature	Ambient temperature range
5 J 24 V DC	T6	T73 °C	-60 ... +40 °C
	T5	T88 °C	-60 ... +55 °C
	T4	T103 °C	-60 ... +70 °C
5 J 48 V DC	T6	T73 °C	-60 ... +40 °C
	T5	T88 °C	-60 ... +55 °C
	T4	T103 °C	-60 ... +70 °C
5 J 115 V AC	T5	T83 °C	-60 ... +40 °C
	T4	T113 °C	-60 ... +55 °C
5 J 230 V AC	T6	T75 °C	-60 ... +40 °C
	T5	T90 °C	-60 ... +55 °C
	T4	T105 °C	-60 ... +70 °C

Certifications and certificates

Certificates | IECEx, ATEX

Ambient conditions

Operating temperature range	24/48 V DC	-50 ... +70 °C
	115 V AC	-55 ... +55 °C
	230 V AC	-55 ... +70 °C

For further information see the operation manual

E5

GRP Flameproof Visual Signal - 5 Joule Series FL6S



Technical Data

Electrical data

Rated operational voltage	24 or 48 V DC 115 or 230 V AC	
Current consumption	24 V DC	320 mA
	48 V DC	170 mA
	115 V AC	204 mA
	230 V AC	75 mA
Operational parameters	±1.10 %	
Line monitoring	yes	

Luminous characteristics

Light source	Xenon flash tube		
Flash energy	5 J		
Flash rate	1/s		
Light intensity		Effective candela (cd)	Candela seconds
	clear	49	9.96
Lens colour	amber, red, green, opal, blue, clear, yellow, magenta		

Mechanical data

Material	
Enclosure	glass reinforced polyester
Lens cover	polycarbonate
Wire guard	stainless steel
Assembly parts	stainless steel
Bracket	stainless steel
Labels	polyester foil, adhesive
Degree of protection	IP66 / IP67 acc. to IEC 60529

Mounting / Installation

Connection	2.5 mm ² terminals
------------	-------------------------------

GRP Flameproof Visual Signal - 5 Joule

Series FL6S



Selection Table - Standard variants

Version	Gas Group	Rated operational voltage	Lens colour	Order number	Art. no.	Weight
GRP Flameproof visual signal - 5 Joule	IIC	24 V DC	clear	FL6S/C-D-050-C-EN-SF-A-ST-00-00-00	225146	3.040
			opal	FL6S/C-D-050-O-EN-SF-A-ST-00-00-00	225147	3.040
			yellow	FL6S/C-D-050-Y-EN-SF-A-ST-00-00-00	225148	3.040
			red	FL6S/C-D-050-R-EN-SF-A-ST-00-00-00	225149	3.040
			amber	FL6S/C-D-050-A-EN-SF-A-ST-00-00-00	225150	3.040
			blue	FL6S/C-D-050-B-EN-SF-A-ST-00-00-00	225151	3.040
			green	FL6S/C-D-050-G-EN-SF-A-ST-00-00-00	225152	3.040
			magenta	FL6S/C-D-050-M-EN-SF-A-ST-00-00-00	225153	3.040
		48 V DC	clear	FL6S/C-F-050-C-EN-SF-A-ST-00-00-00	225154	3.040
			opal	FL6S/C-F-050-O-EN-SF-A-ST-00-00-00	225155	3.040
			yellow	FL6S/C-F-050-Y-EN-SF-A-ST-00-00-00	225156	3.040
			red	FL6S/C-F-050-R-EN-SF-A-ST-00-00-00	225157	3.040
			amber	FL6S/C-F-050-A-EN-SF-A-ST-00-00-00	225158	3.040
			blue	FL6S/C-F-050-B-EN-SF-A-ST-00-00-00	225159	3.040
			green	FL6S/C-F-050-G-EN-SF-A-ST-00-00-00	225160	3.040
			magenta	FL6S/C-F-050-M-EN-SF-A-ST-00-00-00	225161	3.040
		115 V AC	clear	FL6S/C-L-050-C-EN-SF-A-ST-00-00-00	225162	3.040
			opal	FL6S/C-L-050-O-EN-SF-A-ST-00-00-00	225163	3.040
			yellow	FL6S/C-L-050-Y-EN-SF-A-ST-00-00-00	225164	3.040
			red	FL6S/C-L-050-R-EN-SF-A-ST-00-00-00	225165	3.040
			amber	FL6S/C-L-050-A-EN-SF-A-ST-00-00-00	225166	3.040
			blue	FL6S/C-L-050-B-EN-SF-A-ST-00-00-00	225167	3.040
			green	FL6S/C-L-050-G-EN-SF-A-ST-00-00-00	225168	3.040
			magenta	FL6S/C-L-050-M-EN-SF-A-ST-00-00-00	225169	3.040
	230 V AC	clear	FL6S/C-N-050-C-EN-SF-A-ST-00-00-00	225170	3.040	
		opal	FL6S/C-N-050-O-EN-SF-A-ST-00-00-00	225171	3.040	
		yellow	FL6S/C-N-050-Y-EN-SF-A-ST-00-00-00	225172	3.040	
		red	FL6S/C-N-050-R-EN-SF-A-ST-00-00-00	225173	3.040	
		amber	FL6S/C-N-050-A-EN-SF-A-ST-00-00-00	225174	3.040	
		blue	FL6S/C-N-050-B-EN-SF-A-ST-00-00-00	225175	3.040	
		green	FL6S/C-N-050-G-EN-SF-A-ST-00-00-00	225176	3.040	
		magenta	FL6S/C-N-050-M-EN-SF-A-ST-00-00-00	225177	3.040	

E5

GRP Flameproof Visual Signal - 5 Joule

Series FL6S






Selection Table

Version				Order Number																		
GRP Flameproof visual signal - 5 Joule, devices acc. to specification		Variations		FL6S / . . . - 050 - . - EN - .. - A - ST - .. - TI - 00																		
		Type code: please fill in fields																				
Gas group	IIC	C																				
	IIB	B																				
Rated operational voltage	24 V DC	D																				
	48 V DC	F																				
	115 V AC	L																				
	230 V AC	N																				
Flash energy	5 Joule Xenon strobe	050																				
Lens colour	Clear	C																				
	Opal	O																				
	Yellow	Y																				
	Red	R																				
	Amber	A																				
	Blue	B																				
	Green	G																				
	Magenta	M																				
Certification	ATEX & IECEX	EN																				
Body colour	Standard finish	SF																				
	Black																					
	Red	RN																				
Cable entries	2 x M20	A																				
Specification	Standard R. STAHL	ST																				
Identification labels	without	00																				
	Duty label	DL																				
	Tag label	TL																				
	Duty + Tag label	DT																				
Activation	Standard	00																				
	Telephone initiate	TI																				
Additional approvals	None	00																				

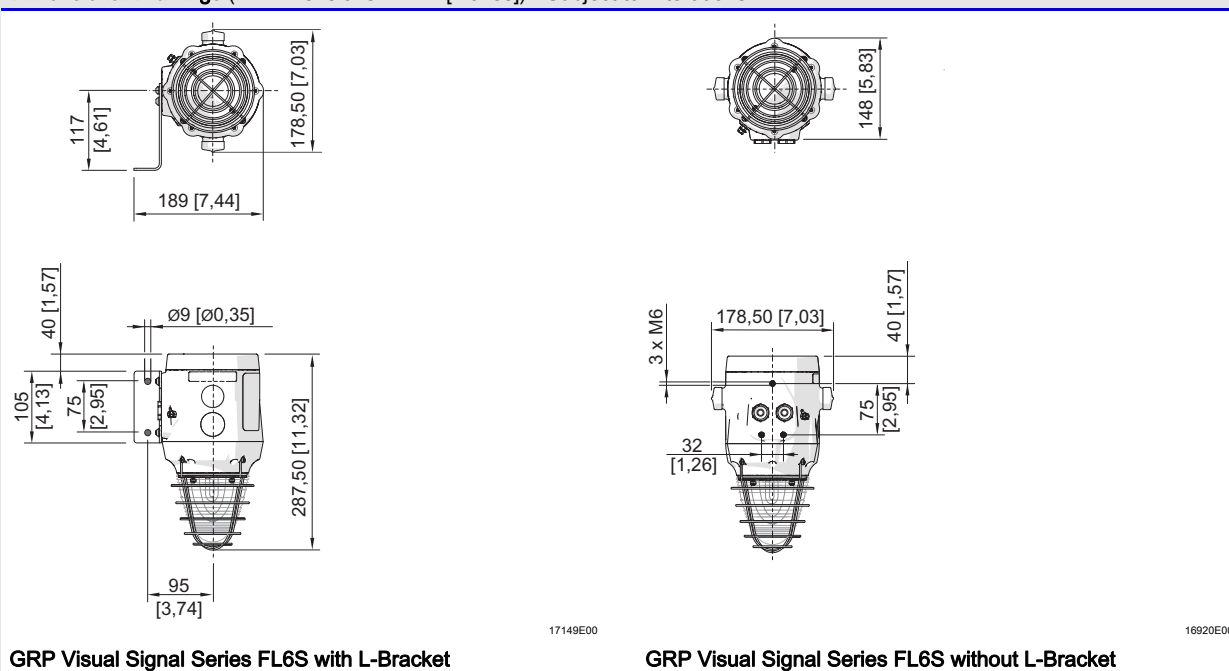
GRP Flameproof Visual Signal - 5 Joule Series FL6S



Accessories and Spare Parts

Designation	Figure	Description	Art. no.	Weight kg
Xenon tube	 15798E00	Xenon tube assembly	223636	0.006
PCB	 15786E00	PCB assembly 24 V DC 5J	223635	0.080
		PCB assembly 48 V DC 5J	223634	0.080
		PCB assembly 110 V AC 5J	223632	0.118
		PCB assembly 230 V AC 5J	223580	0.100
PCB termination	 15785E00	PCB assembly termination	223579	0.020

Dimensional Drawings (All Dimensions in mm [inches]) - Subject to Alterations



GRP Visual Signal Series FL6S with L-Bracket

GRP Visual Signal Series FL6S without L-Bracket

We reserve the right to make alterations to the technical data, dimensions, weights, designs and products available without notice. The illustrations cannot be considered binding.